

Contingency management (lower cost) for substance use disorders

Substance Use Disorders: Treatment for Adults

Benefit-cost estimates updated December 2023. Literature review updated May 2014.

Current estimates replace old estimates. Numbers will change over time as a result of model inputs and monetization methods.

The WSIPP benefit-cost analysis examines, on an apples-to-apples basis, the monetary value of programs or policies to determine whether the benefits from the program exceed its costs. WSIPP's research approach to identifying evidence-based programs and policies has three main steps. First, we determine "what works" (and what does not work) to improve outcomes using a statistical technique called meta-analysis. Second, we calculate whether the benefits of a program exceed its costs. Third, we estimate the risk of investing in a program by testing the sensitivity of our results. For more detail on our methods, see our [Technical Documentation](#).

Program Description: Contingency management is a supplement to counseling treatment that rewards participants for attending treatment and/or abstaining from substance use. The intervention reviewed here focused on those with drug and/or alcohol use disorder (excluding those with a primary diagnosis of marijuana use disorder) where contingencies were provided for remaining abstinent. Two methods of contingency management were reviewed: (1) A voucher system where abstinence earned vouchers that were exchangeable for goods provided by the clinic or counseling center, and (2) a prize or raffle system where clients who remained abstinent could earn the opportunity to draw from a prize bowl. Higher-cost contingency management was determined by maximum voucher or maximum expected value of prizes possible. Based on a statistical analysis of contingency management studies, we determined that programs with a maximum value of vouchers or prizes less than or equal to \$500 (in 2012 dollars) represent lower-cost contingency management. Treatment in the included studies lasted between 1 and 12 months with a weighted average of 3.5 months of contingency management and reward opportunities occurring two to three times per week, on average.

Benefit-Cost Summary Statistics Per Participant

Benefits to:

Taxpayers	\$588	Benefit to cost ratio	\$11.67
Participants	\$853	Benefits minus costs	\$3,147
Others	\$250	Chance the program will produce	
Indirect	\$1,751	benefits greater than the costs	59%
Total benefits	\$3,442		
Net program cost	(\$295)		
Benefits minus cost	\$3,147		

The estimates shown are present value, life cycle benefits and costs. All dollars are expressed in the base year chosen for this analysis (2022). The chance the benefits exceed the costs are derived from a Monte Carlo risk analysis. The details on this, as well as the economic discount rates and other relevant parameters are described in our [Technical Documentation](#).

Meta-Analysis of Program Effects

Outcomes measured	Treatment age	No. of effect sizes	Treatment N	Adjusted effect sizes and standard errors used in the benefit-cost analysis						Unadjusted effect size (random effects model)	
				First time ES is estimated			Second time ES is estimated			ES	p-value
				ES	SE	Age	ES	SE	Age		
Alcohol use disorder	37	7	800	-0.196	0.116	37	0.000	0.075	38	-0.290	0.092
Illicit drug use disorder	37	29	1595	-0.278	0.049	37	0.000	0.075	38	-0.278	0.001
Cannabis use [^]	37	3	319	-0.049	0.118	37	n/a	n/a	n/a	-0.049	0.676

[^]WSIPP's benefit-cost model does not monetize this outcome.

Meta-analysis is a statistical method to combine the results from separate studies on a program, policy, or topic in order to estimate its effect on an outcome. WSIPP systematically evaluates all credible evaluations we can locate on each topic. The outcomes measured are the types of program impacts that were measured in the research literature (for example, crime or educational attainment). Treatment N represents the total number of individuals or units in the treatment group across the included studies.

An effect size (ES) is a standard metric that summarizes the degree to which a program or policy affects a measured outcome. If the effect size is positive, the outcome increases. If the effect size is negative, the outcome decreases.

Adjusted effect sizes are used to calculate the benefits from our benefit cost model. WSIPP may adjust effect sizes based on methodological characteristics of the study. For example, we may adjust effect sizes when a study has a weak research design or when the program developer is involved in the research. The magnitude of these adjustments varies depending on the topic area.

WSIPP may also adjust the second ES measurement. Research shows the magnitude of some effect sizes decrease over time. For those effect sizes, we estimate outcome-based adjustments which we apply between the first time ES is estimated and the second time ES is estimated. We also report the unadjusted effect size to show the effect sizes before any adjustments have been made. More details about these adjustments can be found in our [Technical Documentation](#).

Detailed Monetary Benefit Estimates Per Participant

Affected outcome:	Resulting benefits: ¹	Benefits accrue to:				
		Taxpayers	Participants	Others ²	Indirect ³	Total
Illicit drug use disorder	Criminal justice system	\$0	\$0	\$1	\$0	\$1
Alcohol use disorder	Property loss associated with alcohol abuse or dependence	\$0	\$0	\$1	\$0	\$1
Illicit drug use disorder	Labor market earnings associated with illicit drug abuse or dependence	\$255	\$601	\$0	\$0	\$856
Illicit drug use disorder	Health care associated with illicit drug abuse or dependence	\$242	\$37	\$248	\$121	\$648
Illicit drug use disorder	Mortality associated with illicit drugs	\$91	\$214	\$0	\$1,778	\$2,083
Program cost	Adjustment for deadweight cost of program	\$0	\$0	\$0	(\$147)	(\$147)
Totals		\$588	\$853	\$250	\$1,751	\$3,442

¹In addition to the outcomes measured in the meta-analysis table, WSIPP measures benefits and costs estimated from other outcomes associated with those reported in the evaluation literature. For example, empirical research demonstrates that high school graduation leads to reduced crime. These associated measures provide a more complete picture of the detailed costs and benefits of the program.

²"Others" includes benefits to people other than taxpayers and participants. Depending on the program, it could include reductions in crime victimization, the economic benefits from a more educated workforce, and the benefits from employer-paid health insurance.

³"Indirect benefits" includes estimates of the net changes in the value of a statistical life and net changes in the deadweight costs of taxation.

Detailed Annual Cost Estimates Per Participant

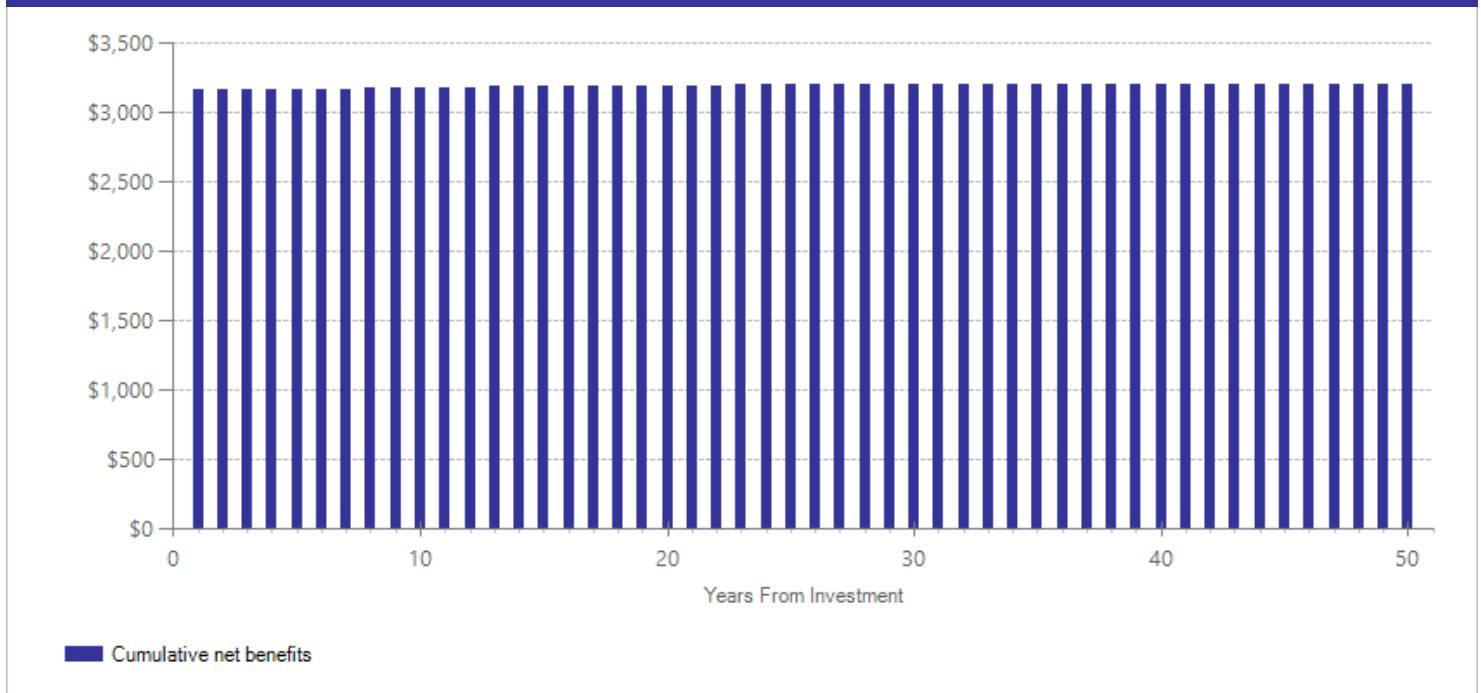
	Annual cost	Year dollars	Summary	
Program costs	\$240	2012	Present value of net program costs (in 2022 dollars)	(\$295)
Comparison costs	\$0	2012	Cost range (+ or -)	40%

Contingency management is typically provided for a year or less. We calculated the weighted average of the per-participant treatment and comparison group variable costs across studies estimating the cost-effectiveness of an incentive program with an average cost of less than \$500 in 2012 (Sindelar, Olmstead, & Peirce, 2007; Sindelar, Elbel, & Petry, 2006; Hartz et al., 1999). Costs of administering the incentive program include staff costs to inventory, shop for, and restock prizes; material cost of items; counseling session costs; and toxicology screens. All staff costs include salary, benefits, and overhead. All costs are calculated from the clinic perspective. Note that because treatment group participants have higher retention rates than the control group, costs also reflect the increased number of counseling sessions attended and urinalysis tests performed for the treated group.

Hartz, D.T., Meek, P., Piotrowski, N.A., Tusel, D.J., Henke, C.J., Delucchi, K., Sees, K., Hall, S.M. (1999). A cost-effectiveness and cost-benefit analysis of contingency contracting-enhanced methadone detoxification treatment. *The American Journal of Drug and Alcohol Abuse*, 25(2), 207-218. Sindelar, J., Elbel, B., & Petry, N.M. (2007). What do we get for our money? Cost-effectiveness of adding contingency management. *Addiction*, 102(2), 309-316. Sindelar, J.L., Olmstead, T.A., & Peirce, J.M. (2007). Cost effectiveness of prize-based contingency management in methadone maintenance treatment programs. *Addiction*, 102(9), 1463-1471.

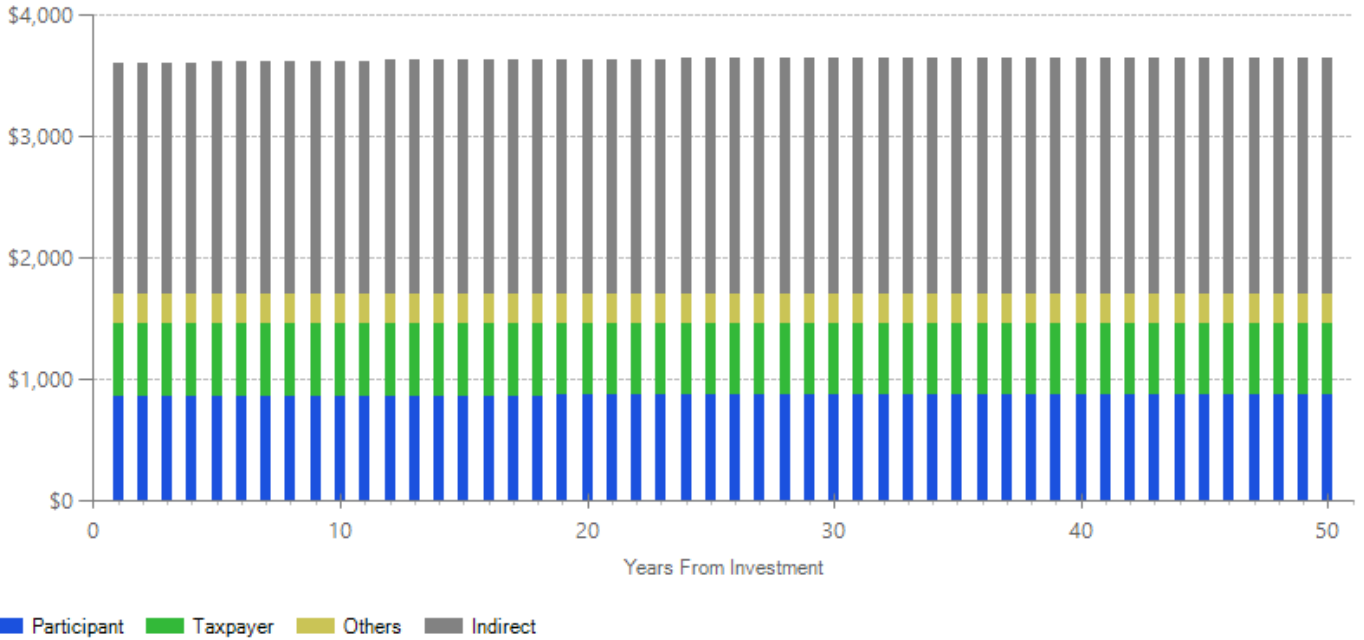
The figures shown are estimates of the costs to implement programs in Washington. The comparison group costs reflect either no treatment or treatment as usual, depending on how effect sizes were calculated in the meta-analysis. The cost range reported above reflects potential variation or uncertainty in the cost estimate; more detail can be found in our [Technical Documentation](#).

Benefits Minus Costs Over Time (Cumulative Discounted Dollars)



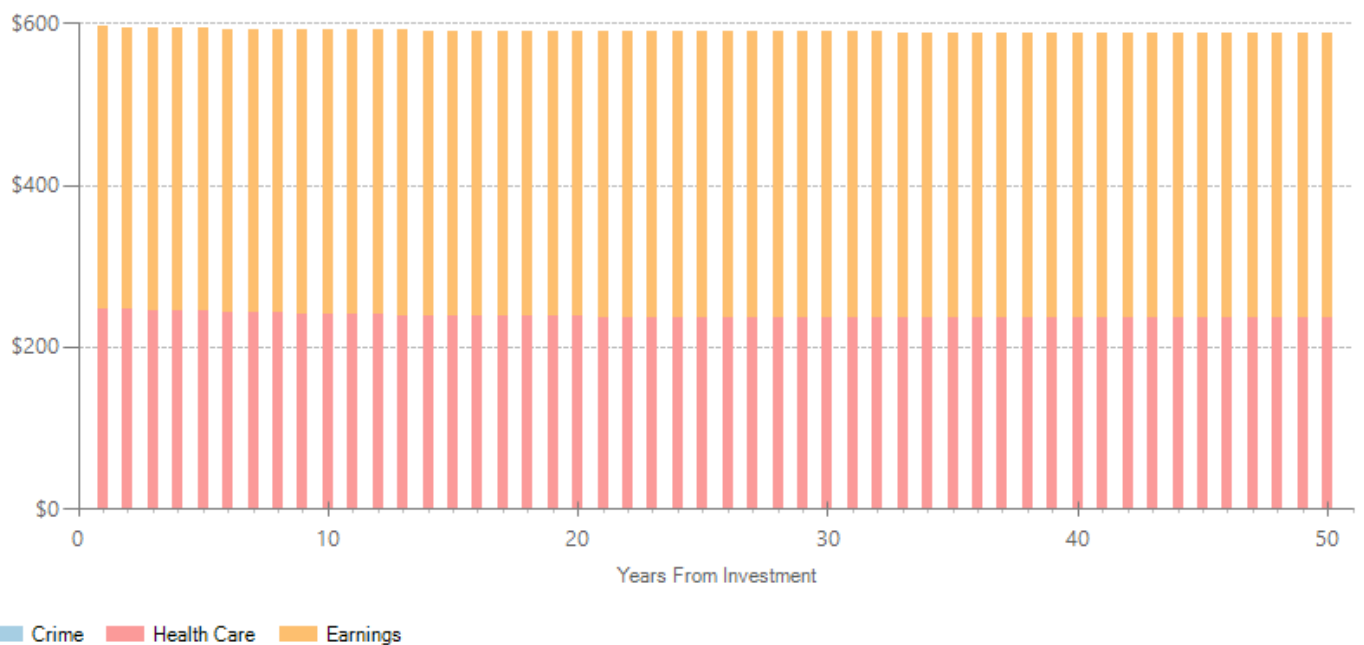
The graph above illustrates the estimated cumulative net benefits per-participant for the first fifty years beyond the initial investment in the program. We present these cash flows in discounted dollars. If the dollars are negative (bars below \$0 line), the cumulative benefits do not outweigh the cost of the program up to that point in time. The program breaks even when the dollars reach \$0. At this point, the total benefits to participants, taxpayers, and others, are equal to the cost of the program. If the dollars are above \$0, the benefits of the program exceed the initial investment.

Benefits by Perspective Over Time (Cumulative Discounted Dollars)



The graph above illustrates the breakdown of the estimated cumulative benefits (not including program costs) per-participant for the first fifty years beyond the initial investment in the program. These cash flows provide a breakdown of the classification of dollars over time into four perspectives: taxpayer, participant, others, and indirect. "Taxpayers" includes expected savings to government and expected increases in tax revenue. "Participants" includes expected increases in earnings and expenditures for items such as health care and college tuition. "Others" includes benefits to people other than taxpayers and participants. Depending on the program, it could include reductions in crime victimization, the economic benefits from a more educated workforce, and the benefits from employer-paid health insurance. "Indirect benefits" includes estimates of the changes in the value of a statistical life and changes in the deadweight costs of taxation. If a section of the bar is below the \$0 line, the program is creating a negative benefit, meaning a loss of value from that perspective.

Taxpayer Benefits by Source of Value Over Time (Cumulative Discounted Dollars)



The graph above focuses on the subset of estimated cumulative benefits that accrue to taxpayers. The cash flows are divided into the source of the value.

Citations Used in the Meta-Analysis

- Chen, W., Hong, Y., Zou, X., McLaughlin, M.M., Xia, Y., & Ling, L. (2013). Effectiveness of prize-based contingency management in a methadone maintenance program in China. *Drug and Alcohol Dependence*, 133(1), 270-274.
- Groß, A., Marsch, L.A., Badger, G.J., & Bickel, W.K. (2006). A comparison between low-magnitude voucher and buprenorphine medication contingencies in promoting abstinence from opioids and cocaine. *Experimental and Clinical Psychopharmacology*, 14(2), 148-156.
- Hagedorn, H.J., Noorbaloochi, S., Simon, A.B., Bangerter, A., Stitzer, M.L., Stetler, C.B., & Kivlahan, D. (2013). Rewarding early abstinence in Veterans Health Administration addiction clinics. *Journal of Substance Abuse Treatment*, 45(1), 109-117.
- Hall, E.A., Prendergast, M.L., Warda, U., & Roll, J.M. (2009). Reinforcing abstinence and treatment participation among offenders in a drug diversion program: Are Vouchers Effective?. *Criminal Justice and Behavior*, 36(9), 935-953.
- Hser, Y.I., Li, J., Jiang, H., Zhang, R., Du, J., Zhang, C., Zhang, B., ... Zhao, M. (2011). Effects of a randomized contingency management intervention on opiate abstinence and retention in methadone maintenance treatment in China. *Addiction*, 106(10), 1801-1809.
- Iguchi, M.Y., Belding, M.A., Morral, A.R., Lamb, R.J., & Husband, S.D. (1997). Reinforcing operants other than abstinence in drug abuse treatment: an effective alternative for reducing drug use. *Journal of Consulting and Clinical Psychology*, 65(3), 421-8.
- Jones, H.E., Haug, N.A., Stitzer, M.L., & Sviki, D.S. (2000). Improving treatment outcomes for pregnant drug-dependent women using low-magnitude voucher incentives. *Addictive Behaviors*, 25(2), 263-267.
- McCaul, M.E., Stitzer, M.L., Bigelow, G.E., & Liebson, I.A. (1984). Contingency management interventions: effects on treatment outcome during methadone detoxification. *Journal of Applied Behavior Analysis*, 17(1), 35-43.
- McDonell, M.G., Srebnik, D., Angelo, F., McPherson, S., Lowe, J.M., Sugar, A., Short, R.A., ... Ries, R.K. (2013). Randomized controlled trial of contingency management for stimulant use in community mental health patients with serious mental illness. *The American Journal of Psychiatry*, 170(1), 94-101.
- Menza, T.W., Jameson, D.R., Hughes, J.P., Colfax, G.N., Shoptaw, S., & Golden, M.R. (2010). Contingency management to reduce methamphetamine use and sexual risk among men who have sex with men: a randomized controlled trial. *Bmc Public Health*, 10(1), 774.
- Peirce, J.M., Petry, N.M., Stitzer, M.L., Blaine, J., Kellogg, S., Satterfield, F., Schwartz, M., ... Li, R. (2006). Effects of lower-cost incentives on stimulant abstinence in methadone maintenance treatment: a National Drug Abuse Treatment Clinical Trials Network study. *Archives of General Psychiatry*, 63(2), 201-208.
- Petry, N.M., Martin, B., Cooney, J.L., & Kranzler, H.R. (2000). Give them prizes, and they will come: Contingency Management for treatment of alcohol dependence. *Journal of Consulting and Clinical Psychology*, 68(2), 250-257.
- Petry, N. M., Tedford, J., Austin, M., Nich, C., Carroll, K. M., & Rounsaville, B. J. (2004). Prize reinforcement contingency management for treating cocaine users: how low can we go, and with whom?. *Addiction*, 99(3), 349-360.
- Petry, N.M., Peirce, J.M., Stitzer, M.L., Blaine, J., Roll, J.M., Cohen, A., Obert, J., ... Li, R. (2005). Effect of prize-based incentives on outcomes in stimulant abusers in outpatient psychosocial treatment programs: a national drug abuse treatment clinical trials network study. *Archives of General Psychiatry*, 62(10), 1148-1156.
- Petry, N.M., Alessi, S.M., Marx, J., Austing, M., Tardif, M. (2005). Vouchers versus prizes: Contingency management treatment of substance abusers in community settings. *Journal of Consulting and Clinical Psychology*, 73(6), 1005-1014
- Petry, N.M., Weinstock, J., Alessi, S.M., Lewis, M.W., & Dieckhaus, K. (2010). Group-based randomized trial of contingencies for health and abstinence in HIV patients. *Journal of Consulting and Clinical Psychology*, 78(1), 89-97.
- Petry, N.M., Weinstock, J., & Alessi, S.M. (2011). A randomized trial of contingency management delivered in the context of group counseling. *Journal of Consulting and Clinical Psychology*, 79(5), 686-96.
- Petry, N.M., Alessi, S.M., & Ledgerwood, D.M. (2012). Contingency management delivered by community therapists in outpatient settings. *Drug and alcohol dependence*, 122(1), 86-92.
- Petry, N.M., Alessi, S.M., & Rash, C.J. (2013). A randomized study of contingency management in cocaine-dependent patients with severe and persistent mental health disorders. *Drug and alcohol dependence*, 130(1), 234-237.
- Preston, K.L., Umbricht, A., & Epstein, D.H. (2002). Abstinence reinforcement maintenance contingency and one-year follow-up. *Drug and Alcohol Dependence*, 67(2), 125-137.
- Roll, J.M., Chudzynski, J., Cameron, J.M., Howell, D.N., & McPherson, S. (2013). Duration effects in contingency management treatment of methamphetamine disorders. *Addictive Behaviors*, 38(9), 2455-2462.
- Rowan-Szal, G.A.P.D., Joe, G.W.E.D., Hiller, M. L.P.D., & Simpson, D.D.P.D. (1997). Increasing Early Engagement in Methadone Treatment. *Journal of Maintenance in the Addictions*, 1(1), 49-61.
- Rowan-Szal, G.A., Bartholomew, N.G., Chatham, L.R., & Simpson, D.D. (2005). A combined cognitive and behavioral intervention for cocaine-using methadone clients. *Journal of Psychoactive Drugs*, 37(1), 75-84.
- Tracy, K., Babuscio, T., Nich, C., Kiluk, B., Carroll, K.M., Petry, N.M., & Rounsaville, B.J. (2007). Contingency Management to Reduce Substance Use in Individuals Who are Homeless with Co-Occurring Psychiatric Disorders. *The American Journal of Drug and Alcohol Abuse*, 33(2), 253-258.

For further information, contact:
(360) 664-9800, institute@wsipp.wa.gov

Printed on 03-22-2024



Washington State Institute for Public Policy

The Washington State Legislature created the Washington State Institute for Public Policy in 1983. A Board of Directors—representing the legislature, the governor, and public universities—governs WSIPP and guides the development of all activities. WSIPP's mission is to carry out practical research, at legislative direction, on issues of importance to Washington State.