

Motivational interviewing to enhance treatment engagement

Substance Use Disorders: Treatment for Adults

Benefit-cost estimates updated December 2023. Literature review updated December 2014.

Current estimates replace old estimates. Numbers will change over time as a result of model inputs and monetization methods.

The WSIPP benefit-cost analysis examines, on an apples-to-apples basis, the monetary value of programs or policies to determine whether the benefits from the program exceed its costs. WSIPP's research approach to identifying evidence-based programs and policies has three main steps. First, we determine "what works" (and what does not work) to improve outcomes using a statistical technique called meta-analysis. Second, we calculate whether the benefits of a program exceed its costs. Third, we estimate the risk of investing in a program by testing the sensitivity of our results. For more detail on our methods, see our [Technical Documentation](#).

Program Description: Motivational interviewing is a non-confrontational technique, used early in treatment, to help clients increase their motivation and commitment to change. Most commonly, motivation interviewing involves one or two individual sessions.

Benefit-Cost Summary Statistics Per Participant

Benefits to:

Taxpayers	\$2,019	Benefit to cost ratio	\$25.61
Participants	\$4,108	Benefits minus costs	\$7,718
Others	\$316	Chance the program will produce	
Indirect	\$1,589	benefits greater than the costs	56%
Total benefits	\$8,031		
Net program cost	(\$314)		
Benefits minus cost	\$7,718		

The estimates shown are present value, life cycle benefits and costs. All dollars are expressed in the base year chosen for this analysis (2022). The chance the benefits exceed the costs are derived from a Monte Carlo risk analysis. The details on this, as well as the economic discount rates and other relevant parameters are described in our [Technical Documentation](#).

Meta-Analysis of Program Effects

Outcomes measured	Treatment age	No. of effect sizes	Treatment N	Adjusted effect sizes and standard errors used in the benefit-cost analysis						Unadjusted effect size (random effects model)	
				First time ES is estimated			Second time ES is estimated			ES	p-value
				ES	SE	Age	ES	SE	Age		
Alcohol use disorder	34	4	238	-0.378	0.187	34	0.000	0.187	37	-0.378	0.043
Substance use disorder [^]	34	5	250	-0.083	0.105	34	n/a	n/a	n/a	-0.083	0.428
Illicit drug use disorder	34	9	650	-0.150	0.064	34	0.000	0.187	37	-0.150	0.020
Opioid use disorder	34	1	52	-0.392	0.201	34	0.000	0.187	37	-0.392	0.051
Engagement/Retention [^]	34	19	1024	0.156	0.071	34	n/a	n/a	n/a	0.156	0.035

[^]WSIPP's benefit-cost model does not monetize this outcome.

Meta-analysis is a statistical method to combine the results from separate studies on a program, policy, or topic in order to estimate its effect on an outcome. WSIPP systematically evaluates all credible evaluations we can locate on each topic. The outcomes measured are the types of program impacts that were measured in the research literature (for example, crime or educational attainment). Treatment N represents the total number of individuals or units in the treatment group across the included studies.

An effect size (ES) is a standard metric that summarizes the degree to which a program or policy affects a measured outcome. If the effect size is positive, the outcome increases. If the effect size is negative, the outcome decreases.

Adjusted effect sizes are used to calculate the benefits from our benefit cost model. WSIPP may adjust effect sizes based on methodological characteristics of the study. For example, we may adjust effect sizes when a study has a weak research design or when the program developer is involved in the research. The magnitude of these adjustments varies depending on the topic area.

WSIPP may also adjust the second ES measurement. Research shows the magnitude of some effect sizes decrease over time. For those effect sizes, we estimate outcome-based adjustments which we apply between the first time ES is estimated and the second time ES is estimated. We also report the unadjusted effect size to show the effect sizes before any adjustments have been made. More details about these adjustments can be found in our [Technical Documentation](#).

Detailed Monetary Benefit Estimates Per Participant

Affected outcome:	Resulting benefits: ¹	Benefits accrue to:				
		Taxpayers	Participants	Others ²	Indirect ³	Total
Alcohol use disorder	Criminal justice system	\$2	\$0	\$5	\$1	\$7
Alcohol use disorder	Labor market earnings associated with alcohol abuse or dependence	\$1,635	\$3,851	\$0	\$0	\$5,485
Alcohol use disorder	Property loss associated with alcohol abuse or dependence	\$0	\$4	\$8	\$0	\$13
Illicit drug use disorder	Health care associated with illicit drug abuse or dependence	\$295	\$46	\$303	\$147	\$791
Illicit drug use disorder	Mortality associated with illicit drugs	\$88	\$207	\$0	\$1,598	\$1,892
Program cost	Adjustment for deadweight cost of program	\$0	\$0	\$0	(\$157)	(\$157)
Totals		\$2,019	\$4,108	\$316	\$1,589	\$8,031

¹In addition to the outcomes measured in the meta-analysis table, WSIPP measures benefits and costs estimated from other outcomes associated with those reported in the evaluation literature. For example, empirical research demonstrates that high school graduation leads to reduced crime. These associated measures provide a more complete picture of the detailed costs and benefits of the program.

²"Others" includes benefits to people other than taxpayers and participants. Depending on the program, it could include reductions in crime victimization, the economic benefits from a more educated workforce, and the benefits from employer-paid health insurance.

³"Indirect benefits" includes estimates of the net changes in the value of a statistical life and net changes in the deadweight costs of taxation.

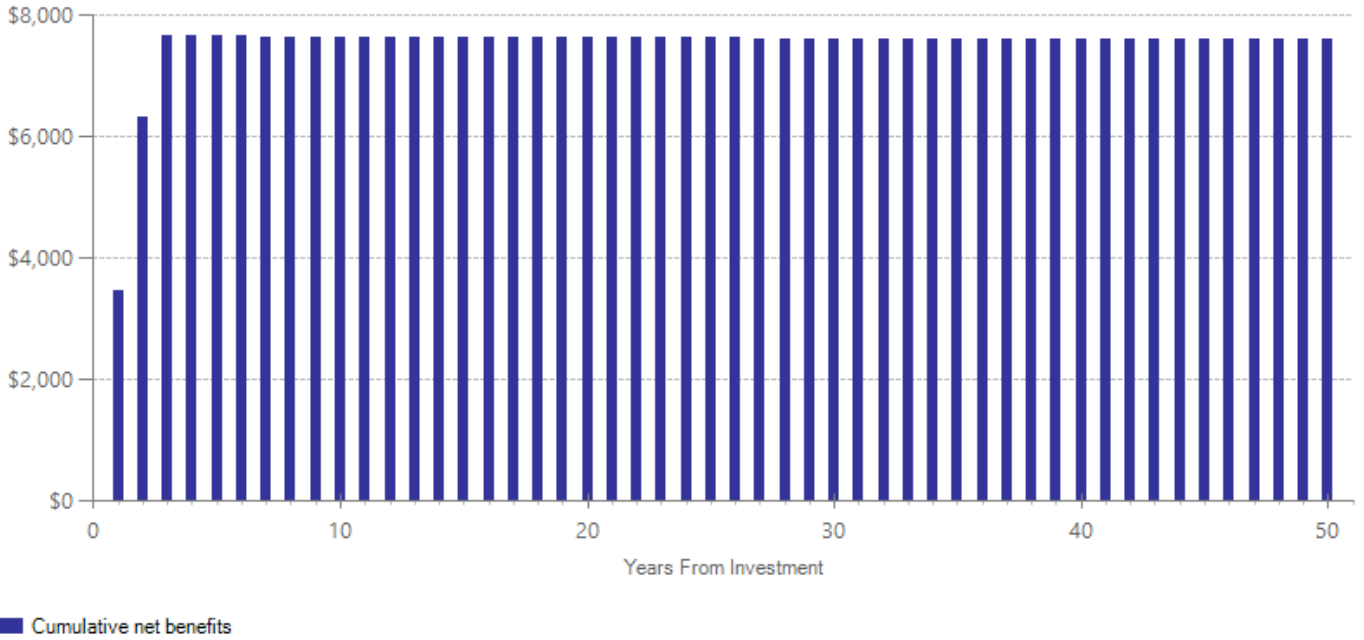
Detailed Annual Cost Estimates Per Participant

	Annual cost	Year dollars	Summary
Program costs	\$263	2014	Present value of net program costs (in 2022 dollars) (\$314)
Comparison costs	\$0	2014	Cost range (+ or -) 10%

This program typically consists of one or two individual sessions. Our per-participant cost is the weighted average estimate of the individual and group sessions provided in the studies included in the analysis, using rates for Medicaid clients paid by Washington State for substance abuse treatment in 2014. The costs of this intervention are in addition to other treatment clients might receive.

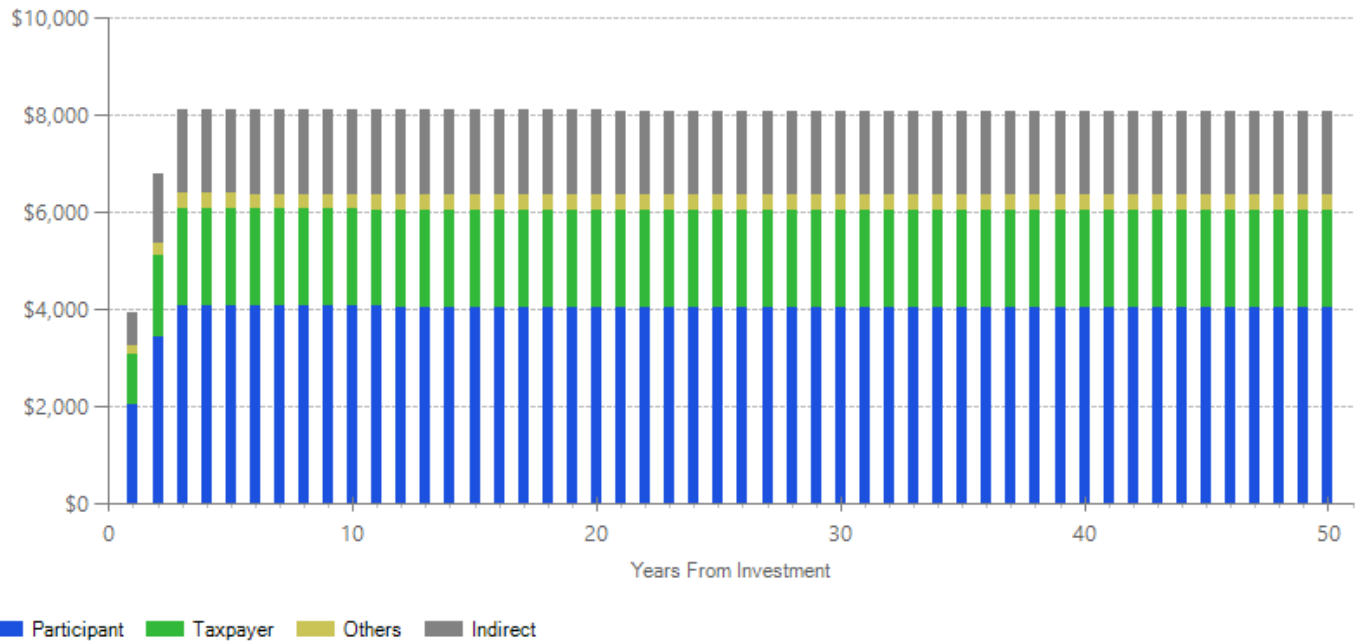
The figures shown are estimates of the costs to implement programs in Washington. The comparison group costs reflect either no treatment or treatment as usual, depending on how effect sizes were calculated in the meta-analysis. The cost range reported above reflects potential variation or uncertainty in the cost estimate; more detail can be found in our [Technical Documentation](#).

Benefits Minus Costs Over Time (Cumulative Discounted Dollars)

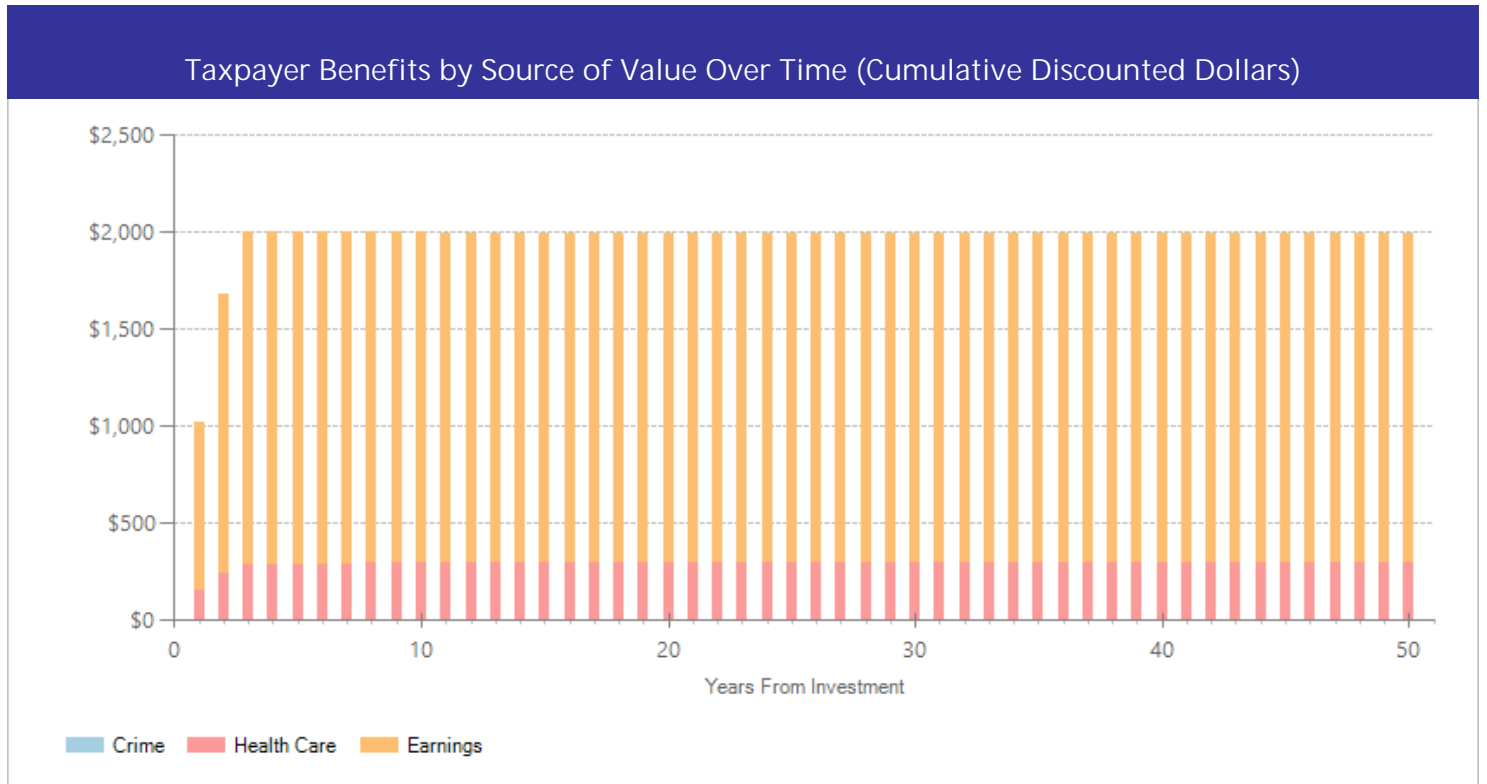


The graph above illustrates the estimated cumulative net benefits per-participant for the first fifty years beyond the initial investment in the program. We present these cash flows in discounted dollars. If the dollars are negative (bars below \$0 line), the cumulative benefits do not outweigh the cost of the program up to that point in time. The program breaks even when the dollars reach \$0. At this point, the total benefits to participants, taxpayers, and others, are equal to the cost of the program. If the dollars are above \$0, the benefits of the program exceed the initial investment.

Benefits by Perspective Over Time (Cumulative Discounted Dollars)



The graph above illustrates the breakdown of the estimated cumulative benefits (not including program costs) per-participant for the first fifty years beyond the initial investment in the program. These cash flows provide a breakdown of the classification of dollars over time into four perspectives: taxpayer, participant, others, and indirect. "Taxpayers" includes expected savings to government and expected increases in tax revenue. "Participants" includes expected increases in earnings and expenditures for items such as health care and college tuition. "Others" includes benefits to people other than taxpayers and participants. Depending on the program, it could include reductions in crime victimization, the economic benefits from a more educated workforce, and the benefits from employer-paid health insurance. "Indirect benefits" includes estimates of the changes in the value of a statistical life and changes in the deadweight costs of taxation. If a section of the bar is below the \$0 line, the program is creating a negative benefit, meaning a loss of value from that perspective.



The graph above focuses on the subset of estimated cumulative benefits that accrue to taxpayers. The cash flows are divided into the source of the value.

Citations Used in the Meta-Analysis

- Ball, S.A., Martino, S., Nich, C., Frankforter, T.L., Van, H.D., Crits-Christoph, P., . . . Carroll, K.M. (2007). Site matters: Multisite randomized trial of motivational enhancement therapy in community drug abuse clinics. *Journal of Consulting and Clinical Psychology, 75* (4), 556-567.
- Blondell, R.D., Frydrych, L.M., Jaanimagi, U., Ashrafioun, L., Homish, G.G., Foschio, E.M., & Bashaw, H.L. (2011). A randomized trial of two behavioral interventions to improve outcomes following inpatient detoxification for alcohol dependence. *Journal of Addictive Diseases, 30*(2), 136-148.
- Brown, J.M., & Miller, W.R. (1993). Impact of motivational interviewing on participation and outcome in residential alcoholism treatment. *Psychology of Addictive Behaviors, 7*(4), 211-218.
- Carroll, K.M., Libby, B., Sheehan, J., & Hyland, N. (2001). Motivational interviewing to Enhance Treatment Initiation in Substance Abusers: An Effectiveness Study. *The American Journal on Addictions, 10*(4), 335-339.
- Carroll, K.M., Ball, S.A., Nich, C., Martino, S., Frankforter, T.L., Farentinos, C., . . . Woody, G.E. (2006). Motivational interviewing to improve treatment engagement and outcome in individuals seeking treatment for substance abuse: A multisite effectiveness study. *Drug and Alcohol Dependence, 81*(3), 301-312.
- Carroll, K.M., Martino, S., Ball, S.A., Nich, C., Frankforter, T., Anez, L. M., . . . Farentinos, C. (2009). A multisite randomized effectiveness trial of motivational enhancement therapy for Spanish-speaking substance users. *Journal of Consulting and Clinical Psychology, 77*(5), 993-999.
- Daley, D.C., Salloum, I.M., Zuckoff, A., Kirisci, L., & Thase, M.E. (1998). Increasing treatment adherence among outpatients with depression and cocaine dependence: Results of a pilot study. *The American Journal of Psychiatry, 155*(11), 1611-1613.
- Davis, T.M., Baer, J.S., Saxon, A.J., & Kivlahan, D.R. (2003). Brief motivational feedback improves post-incarceration treatment contact among veterans with substance use disorders. *Drug and Alcohol Dependence, 69*(2), 197-203.
- Dench, S., & Bennett, G. (2000). The impact of brief motivational intervention at the start of an outpatient day programme for alcohol dependence. *Behavioral and Cognitive Psychotherapy, 28*(2), 121-130.
- Longshore, D., & Grills, C. (2000). Motivating illegal drug use recovery: Evidence for a culturally congruent intervention. *Journal of Black Psychology, 26*(3), 288-301.
- Lozano, B.E., LaRowe, S.D., Smith, J.P., Tuerk, P., & Roitzsch, J. (2013). Brief motivational feedback may enhance treatment entry in veterans with comorbid substance use and psychiatric disorders. *The American Journal on Addictions, 22*(2), 132-135.

- Martino, S., Carroll, K.M., Nich, C., & Rounsaville, B.J. (2006). A randomized controlled pilot study of motivational interviewing for patients with psychotic and drug use disorders. *Addiction, 101*(10), 1479-1492.
- Miller, W.R., Yahne, C.E., & Tonigan, J.S. (2003). Motivational interviewing in drug abuse services: a randomized trial. *Journal of Consulting and Clinical Psychology, 71*(4), 754-63.
- Mitcheson, L., McCambridge, J., & Byrne, S. (2007). Pilot cluster-randomised trial of adjunctive motivational interviewing to reduce crack cocaine use in clients on methadone maintenance. *European Addiction Research, 13*(1), 6-10.
- Mullins, S.M., Suarez, M., Ondersma, S.J., & Page, M.C. (2004). The impact of motivational interviewing on substance abuse treatment retention: A randomized control trial of women involved with child welfare. *Journal of Substance Abuse Treatment, 27*(1), 51-58.
- Nyamathi, A., Shoptaw, S., Cohen, A., Greengold, B., Nyamathi, K., Marfisee, M., de, C.V., ... Leake, B. (2010). Effect of motivational interviewing on reduction of alcohol use. *Drug and Alcohol Dependence, 107*(1), 23-30.
- Nyamathi, A.M., Nandy, K., Greengold, B., Marfisee, M., Khalilifard, F., Cohen, A., & Leake, B. (2011). Effectiveness of intervention on improvement of drug use among methadone maintained adults. *Journal of Addictive Diseases, 30*(1), 6-16.
- Saunders, B., Wilkinson, C., & Phillips, M. (1995). The impact of a brief motivational intervention with opiate users attending a methadone programme. *Addiction, 90*(3), 415-424.
- Winhusen, T., Kropp, F., Babcock, D., Hague, D., Erickson, S. J., Renz, C., . . . Somoza, E. (2008). Motivational enhancement therapy to improve treatment utilization and outcome in pregnant substance users. *Journal of Substance Abuse Treatment, 35*(2), 161-173.

For further information, contact:
(360) 664-9800, institute@wsipp.wa.gov

Printed on 03-22-2024



Washington State Institute for Public Policy

The Washington State Legislature created the Washington State Institute for Public Policy in 1983. A Board of Directors—representing the legislature, the governor, and public universities—governs WSIPP and guides the development of all activities. WSIPP's mission is to carry out practical research, at legislative direction, on issues of importance to Washington State.