

## Dialectical behavior therapy (DBT) for adolescent self-harming behavior

Children's Mental Health: Other

Benefit-cost estimates updated December 2023. Literature review updated August 2017.

Current estimates replace old estimates. Numbers will change over time as a result of model inputs and monetization methods.

The WSIPP benefit-cost analysis examines, on an apples-to-apples basis, the monetary value of programs or policies to determine whether the benefits from the program exceed its costs. WSIPP's research approach to identifying evidence-based programs and policies has three main steps. First, we determine "what works" (and what does not work) to improve outcomes using a statistical technique called meta-analysis. Second, we calculate whether the benefits of a program exceed its costs. Third, we estimate the risk of investing in a program by testing the sensitivity of our results. For more detail on our methods, see our [Technical Documentation](#).

**Program Description:** Dialectical behavior therapy (DBT) is a cognitive behavioral treatment originally developed for chronically parasuicidal adults. DBT involves both group skills training and individual psychotherapy and focuses on mindfulness, interpersonal, emotion-regulating, and self-management skills. In studies included in this meta-analysis, DBT was modified to treat adolescents by shortening the treatment length, streamlining and simplifying some lessons, and including parents in some sessions. Studies in this analysis include adolescents in both inpatient and outpatient treatment settings presenting with suicidal ideation, non-suicidal self-harm, and/or prior suicide attempts. Treatment duration ranges from 2-19 weeks, with multiple sessions per week.

### Benefit-Cost Summary Statistics Per Participant

#### Benefits to:

Taxpayers	\$1,086	Benefit to cost ratio	\$10.97
Participants	\$39	Benefits minus costs	\$1,778
Others	\$234	Chance the program will produce	
Indirect	\$597	benefits greater than the costs	51%
<b>Total benefits</b>	<b>\$1,956</b>		
<b>Net program cost</b>	<b>(\$178)</b>		
<b>Benefits minus cost</b>	<b>\$1,778</b>		

The estimates shown are present value, life cycle benefits and costs. All dollars are expressed in the base year chosen for this analysis (2022). The chance the benefits exceed the costs are derived from a Monte Carlo risk analysis. The details on this, as well as the economic discount rates and other relevant parameters are described in our [Technical Documentation](#).

## Meta-Analysis of Program Effects

Outcomes measured	Treatment age	No. of effect sizes	Treatment N	Adjusted effect sizes and standard errors used in the benefit-cost analysis						Unadjusted effect size (random effects model)	
				First time ES is estimated			Second time ES is estimated			ES	p-value
				ES	SE	Age	ES	SE	Age		
Major depressive disorder	16	2	71	-0.445	0.180	16	0.000	0.310	18	-0.445	0.014
Hospitalization (psychiatric)	16	2	55	-0.606	0.231	16	0.000	0.118	17	-0.606	0.009
Suicide attempts <sup>^</sup>	16	2	55	-0.116	0.258	16	n/a	n/a	n/a	-0.116	0.652
Suicidal ideation <sup>^</sup>	16	2	71	-0.434	0.321	16	n/a	n/a	n/a	-0.434	0.176
Hope <sup>^</sup>	16	2	71	0.493	0.181	16	n/a	n/a	n/a	0.493	0.006
Self-harming behavior <sup>^</sup>	16	1	39	-0.531	0.253	16	n/a	n/a	n/a	-0.531	0.036

<sup>^</sup>WSIPP's benefit-cost model does not monetize this outcome.

Meta-analysis is a statistical method to combine the results from separate studies on a program, policy, or topic in order to estimate its effect on an outcome. WSIPP systematically evaluates all credible evaluations we can locate on each topic. The outcomes measured are the types of program impacts that were measured in the research literature (for example, crime or educational attainment). Treatment N represents the total number of individuals or units in the treatment group across the included studies.

An effect size (ES) is a standard metric that summarizes the degree to which a program or policy affects a measured outcome. If the effect size is positive, the outcome increases. If the effect size is negative, the outcome decreases.

Adjusted effect sizes are used to calculate the benefits from our benefit cost model. WSIPP may adjust effect sizes based on methodological characteristics of the study. For example, we may adjust effect sizes when a study has a weak research design or when the program developer is involved in the research. The magnitude of these adjustments varies depending on the topic area.

WSIPP may also adjust the second ES measurement. Research shows the magnitude of some effect sizes decrease over time. For those effect sizes, we estimate outcome-based adjustments which we apply between the first time ES is estimated and the second time ES is estimated. We also report the unadjusted effect size to show the effect sizes before any adjustments have been made. More details about these adjustments can be found in our [Technical Documentation](#).

## Detailed Monetary Benefit Estimates Per Participant

Affected outcome:	Resulting benefits: <sup>1</sup>	Benefits accrue to:				
		Taxpayers	Participants	Others <sup>2</sup>	Indirect <sup>3</sup>	Total
Major depressive disorder	K-12 grade repetition	\$37	\$0	\$0	\$18	\$55
Major depressive disorder	Labor market earnings associated with major depression	\$0	\$0	\$0	\$0	\$1
Hospitalization (psychiatric)	Health care associated with psychiatric hospitalization	\$1,039	\$14	\$234	\$520	\$1,807
Major depressive disorder	Mortality associated with depression	\$10	\$24	\$0	\$148	\$183
Program cost	Adjustment for deadweight cost of program	\$0	\$0	\$0	(\$89)	(\$89)
<b>Totals</b>		<b>\$1,086</b>	<b>\$39</b>	<b>\$234</b>	<b>\$597</b>	<b>\$1,956</b>

<sup>1</sup>In addition to the outcomes measured in the meta-analysis table, WSIPP measures benefits and costs estimated from other outcomes associated with those reported in the evaluation literature. For example, empirical research demonstrates that high school graduation leads to reduced crime. These associated measures provide a more complete picture of the detailed costs and benefits of the program.

<sup>2</sup>"Others" includes benefits to people other than taxpayers and participants. Depending on the program, it could include reductions in crime victimization, the economic benefits from a more educated workforce, and the benefits from employer-paid health insurance.

<sup>3</sup>"Indirect benefits" includes estimates of the net changes in the value of a statistical life and net changes in the deadweight costs of taxation.

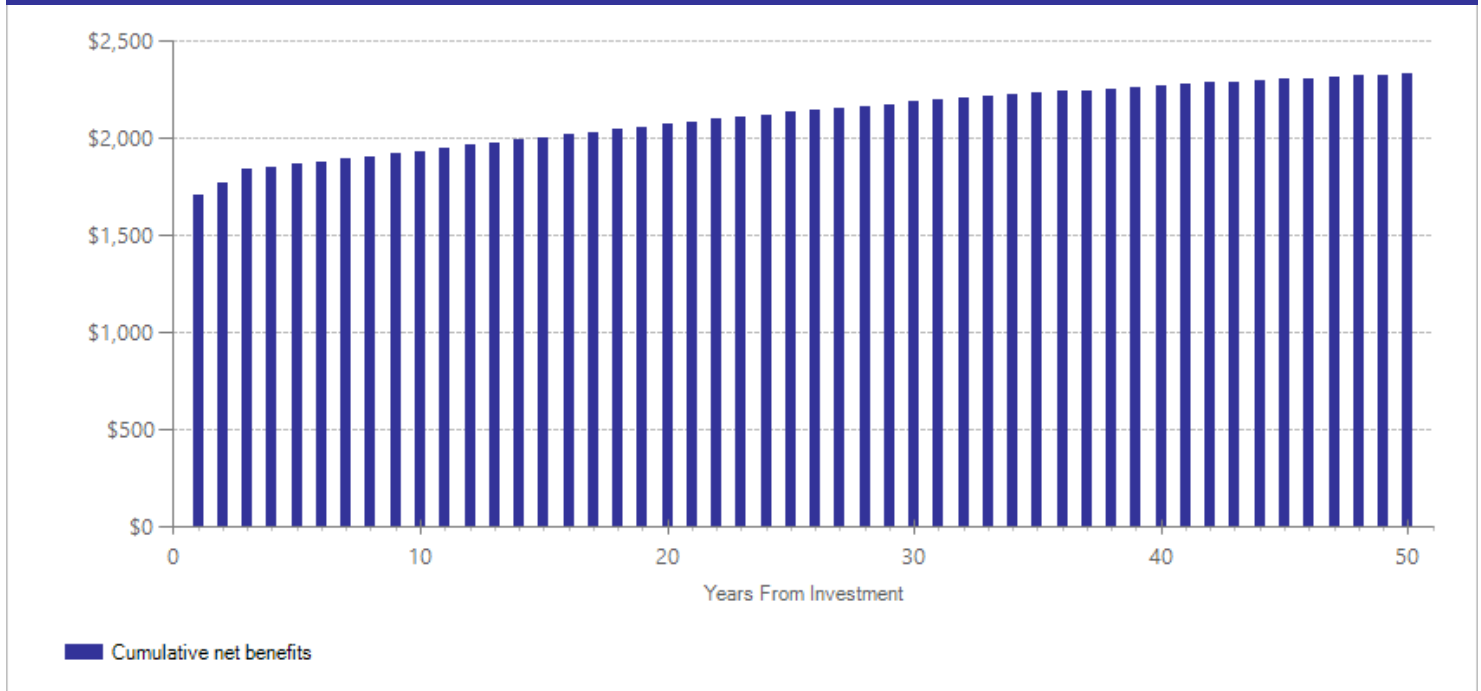
## Detailed Annual Cost Estimates Per Participant

	Annual cost	Year dollars	Summary	
Program costs	\$2,792	2016	Present value of net program costs (in 2022 dollars)	(\$178)
Comparison costs	\$2,641	2016	Cost range (+ or -)	25%

Per-participant costs are based on a weighted average for therapist time of 15.97 hours in individual sessions and 18.17 hours of group sessions, as reported in the treatment studies, multiplied by the hourly therapist cost is based on the 2016 actuarial estimates of reimbursement for individual therapy (Mercer, 2015, Behavioral Health Data Book for the State of Washington for Rates Effective January 1, 2016). Comparison costs are calculated in the same way from study reports of control group treatments.

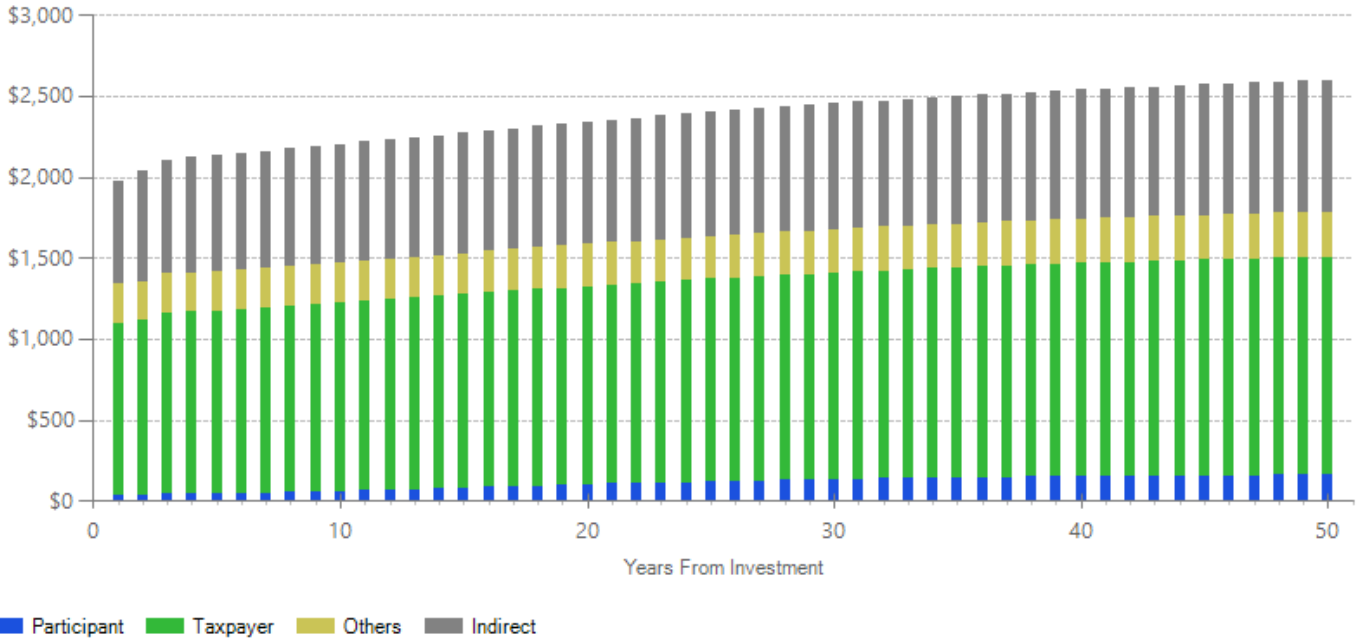
The figures shown are estimates of the costs to implement programs in Washington. The comparison group costs reflect either no treatment or treatment as usual, depending on how effect sizes were calculated in the meta-analysis. The cost range reported above reflects potential variation or uncertainty in the cost estimate; more detail can be found in our [Technical Documentation](#).

## Benefits Minus Costs Over Time (Cumulative Discounted Dollars)



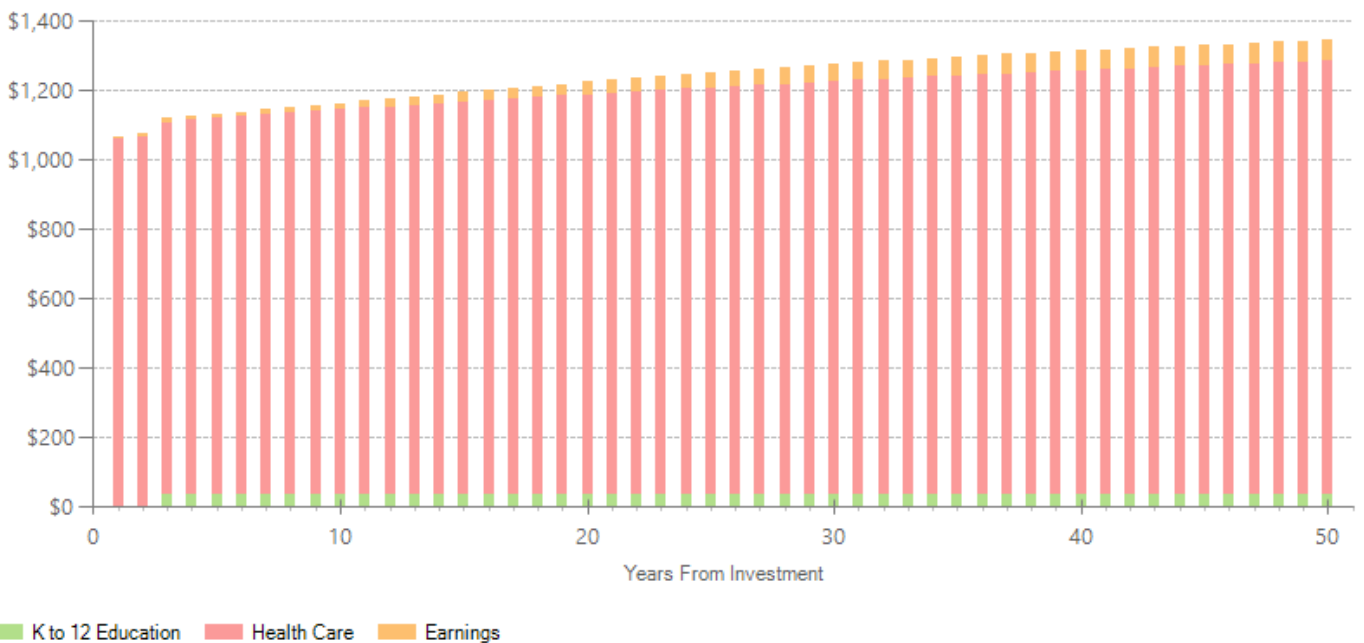
The graph above illustrates the estimated cumulative net benefits per-participant for the first fifty years beyond the initial investment in the program. We present these cash flows in discounted dollars. If the dollars are negative (bars below \$0 line), the cumulative benefits do not outweigh the cost of the program up to that point in time. The program breaks even when the dollars reach \$0. At this point, the total benefits to participants, taxpayers, and others, are equal to the cost of the program. If the dollars are above \$0, the benefits of the program exceed the initial investment.

## Benefits by Perspective Over Time (Cumulative Discounted Dollars)



The graph above illustrates the breakdown of the estimated cumulative benefits (not including program costs) per-participant for the first fifty years beyond the initial investment in the program. These cash flows provide a breakdown of the classification of dollars over time into four perspectives: taxpayer, participant, others, and indirect. "Taxpayers" includes expected savings to government and expected increases in tax revenue. "Participants" includes expected increases in earnings and expenditures for items such as health care and college tuition. "Others" includes benefits to people other than taxpayers and participants. Depending on the program, it could include reductions in crime victimization, the economic benefits from a more educated workforce, and the benefits from employer-paid health insurance. "Indirect benefits" includes estimates of the changes in the value of a statistical life and changes in the deadweight costs of taxation. If a section of the bar is below the \$0 line, the program is creating a negative benefit, meaning a loss of value from that perspective.

## Taxpayer Benefits by Source of Value Over Time (Cumulative Discounted Dollars)



The graph above focuses on the subset of estimated cumulative benefits that accrue to taxpayers. The cash flows are divided into the source of the value.

## Citations Used in the Meta-Analysis

- Katz, L.Y., Cox, B.J., Gunasekara, S., & Miller, A.L. (2004). Feasibility of dialectical behavior therapy for suicidal adolescent inpatients. *Journal of the American Academy of Child and Adolescent Psychiatry*, 43(3), 276-282.
- Mehlum, L., Tørmoen, A.J., Ramberg, M., Haga, E., Diep, L.M., Laberg, S., . . . Grøholt, B. (2014). Dialectical behavior therapy for adolescents with repeated suicidal and self-harming behavior: a randomized trial. *Journal of the American Academy of Child & Adolescent Psychiatry*, 53(10), 1082-1091.
- Mehlum, L., Ramberg, M., Tormoen, A.J., Haga, E., Diep, L.M., Stanley, B.H., . . . Sund, A.M. (2016). Dialectical behavior therapy compared with enhanced usual care for adolescents with repeated suicidal and self-harming behavior: Outcomes over a one-year follow-up. *Journal of the American Academy of Child and Adolescent Psychiatry*, 55(4), 295-300.
- Rathus, J.H., & Miller, A.L. (2002). Dialectical behavior therapy adapted for suicidal adolescents. *Suicide and Life Threatening Behavior*, 32, 146-157.

For further information, contact:  
(360) 664-9800, [institute@wsipp.wa.gov](mailto:institute@wsipp.wa.gov)

Printed on 03-22-2024



Washington State Institute for Public Policy

The Washington State Legislature created the Washington State Institute for Public Policy in 1983. A Board of Directors—representing the legislature, the governor, and public universities—governs WSIPP and guides the development of all activities. WSIPP's mission is to carry out practical research, at legislative direction, on issues of importance to Washington State.