

Other (non-therapeutic communities) substance use disorder treatment for court-involved youth

Juvenile Justice

Benefit-cost estimates updated December 2023. Literature review updated August 2017.

Current estimates replace old estimates. Numbers will change over time as a result of model inputs and monetization methods.

The WSIPP benefit-cost analysis examines, on an apples-to-apples basis, the monetary value of programs or policies to determine whether the benefits from the program exceed its costs. WSIPP's research approach to identifying evidence-based programs and policies has three main steps. First, we determine "what works" (and what does not work) to improve outcomes using a statistical technique called meta-analysis. Second, we calculate whether the benefits of a program exceed its costs. Third, we estimate the risk of investing in a program by testing the sensitivity of our results. For more detail on our methods, see our [Technical Documentation](#).

Program Description: This analysis is on court-involved youth receiving substance use disorder treatment as a condition of their probation. Other substance use disorder treatment is a broadly defined category that includes a variety of substance use disorder treatment modalities targeted and delivered to youth who are involved in the juvenile justice system. Substance use disorder treatments seek to reduce substance use issues (e.g., general use and frequency) and its related effects (e.g., recidivism). These interventions can be delivered in individual, group, or family modalities.

In the included studies, youth participated in a variety of community-based treatment types, which could include individual-, group-, or family-based interventions. Most youth were classified as high-risk per scores on a validated recidivism risk instrument. In the included study that reported treatment duration, youth were in treatment for 3.5 months. In the included studies that report demographics, 64% of participants were youth of color and 6% were female.

We exclude evaluations of therapeutic communities and substance use disorder treatments for youth in state institutions from this meta-analysis and analyze them separately.

Benefit-Cost Summary Statistics Per Participant

Benefits to:

Taxpayers	\$1,010	Benefit to cost ratio	\$0.34
Participants	\$2,698	Benefits minus costs	(\$2,306)
Others	(\$849)	Chance the program will produce	
Indirect	(\$1,658)	benefits greater than the costs	44%
Total benefits	\$1,201		
Net program cost	(\$3,508)		
Benefits minus cost	(\$2,306)		

The estimates shown are present value, life cycle benefits and costs. All dollars are expressed in the base year chosen for this analysis (2022). The chance the benefits exceed the costs are derived from a Monte Carlo risk analysis. The details on this, as well as the economic discount rates and other relevant parameters are described in our [Technical Documentation](#).

Meta-Analysis of Program Effects

Outcomes measured	Treatment age	No. of effect sizes	Treatment N	Adjusted effect sizes and standard errors used in the benefit-cost analysis						Unadjusted effect size (random effects model)	
				First time ES is estimated			Second time ES is estimated				
				ES	SE	Age	ES	SE	Age	ES	p-value
Crime	16	1	146	0.020	0.102	17	0.020	0.102	25	0.020	0.842
Alcohol use disorder	16	1	146	-0.231	0.102	16	0.000	0.187	19	-0.231	0.024
Regular smoking	16	1	146	-0.092	0.102	16	-0.092	0.102	26	-0.092	0.369
Cannabis use disorder	16	1	146	-0.007	0.102	16	0.000	0.187	19	-0.007	0.944
Substance use disorder [^]	16	1	58	-0.017	0.228	16	n/a	n/a	n/a	-0.017	0.939

[^]WSIPP's benefit-cost model does not monetize this outcome.

Meta-analysis is a statistical method to combine the results from separate studies on a program, policy, or topic in order to estimate its effect on an outcome. WSIPP systematically evaluates all credible evaluations we can locate on each topic. The outcomes measured are the types of program impacts that were measured in the research literature (for example, crime or educational attainment). Treatment N represents the total number of individuals or units in the treatment group across the included studies.

An effect size (ES) is a standard metric that summarizes the degree to which a program or policy affects a measured outcome. If the effect size is positive, the outcome increases. If the effect size is negative, the outcome decreases.

Adjusted effect sizes are used to calculate the benefits from our benefit cost model. WSIPP may adjust effect sizes based on methodological characteristics of the study. For example, we may adjust effect sizes when a study has a weak research design or when the program developer is involved in the research. The magnitude of these adjustments varies depending on the topic area.

WSIPP may also adjust the second ES measurement. Research shows the magnitude of some effect sizes decrease over time. For those effect sizes, we estimate outcome-based adjustments which we apply between the first time ES is estimated and the second time ES is estimated. We also report the unadjusted effect size to show the effect sizes before any adjustments have been made. More details about these adjustments can be found in our [Technical Documentation](#).

Detailed Monetary Benefit Estimates Per Participant

Affected outcome:	Resulting benefits: ¹	Benefits accrue to:				
		Taxpayers	Participants	Others ²	Indirect ³	Total
Crime	Criminal justice system	(\$489)	\$0	(\$1,265)	(\$244)	(\$1,998)
Regular smoking	Labor market earnings associated with smoking	\$1,093	\$2,576	\$0	\$0	\$3,669
Regular smoking	Health care associated with smoking	\$402	\$114	\$415	\$201	\$1,133
Alcohol use disorder	Property loss associated with alcohol abuse or dependence	\$0	\$0	\$1	\$0	\$1
Regular smoking	Mortality associated with smoking	\$3	\$8	\$0	\$139	\$151
Program cost	Adjustment for deadweight cost of program	\$0	\$0	\$0	(\$1,754)	(\$1,754)
Totals		\$1,010	\$2,698	(\$849)	(\$1,658)	\$1,201

¹In addition to the outcomes measured in the meta-analysis table, WSIPP measures benefits and costs estimated from other outcomes associated with those reported in the evaluation literature. For example, empirical research demonstrates that high school graduation leads to reduced crime. These associated measures provide a more complete picture of the detailed costs and benefits of the program.

²"Others" includes benefits to people other than taxpayers and participants. Depending on the program, it could include reductions in crime victimization, the economic benefits from a more educated workforce, and the benefits from employer-paid health insurance.

³"Indirect benefits" includes estimates of the net changes in the value of a statistical life and net changes in the deadweight costs of taxation.

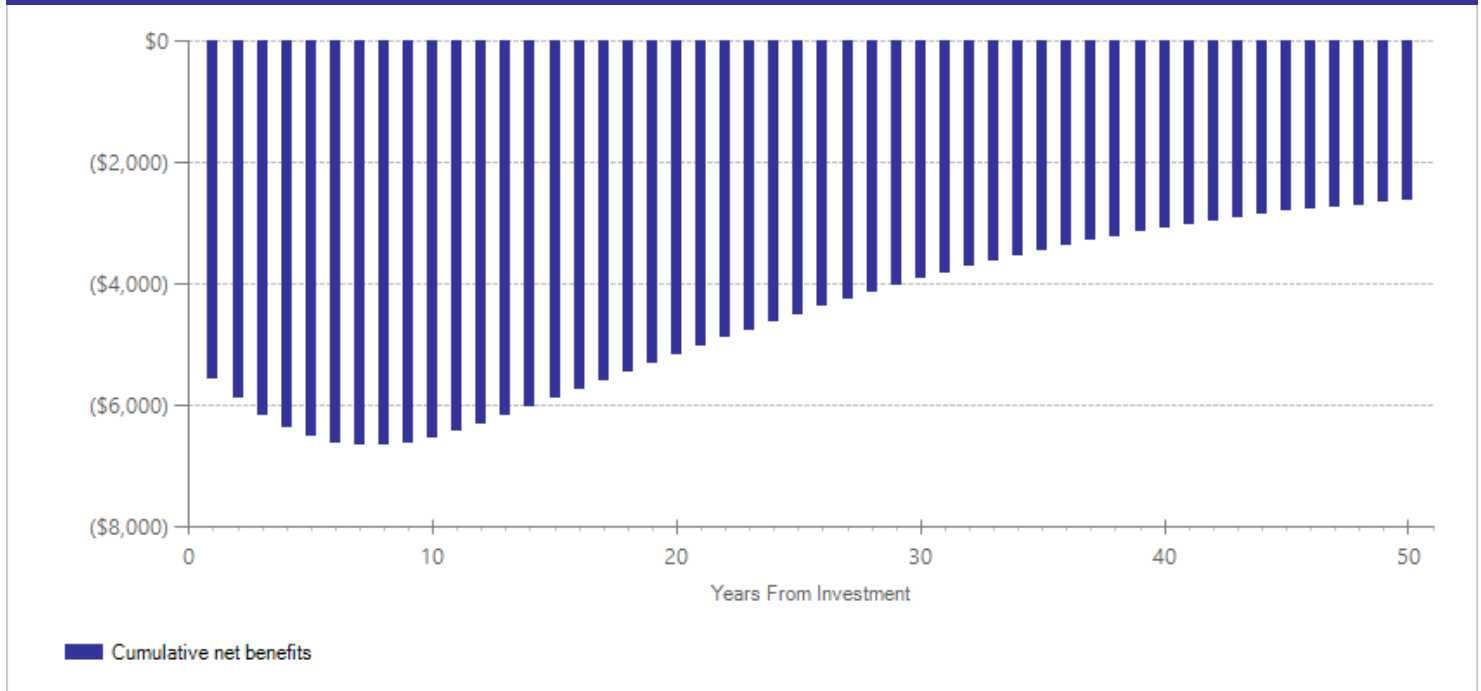
Detailed Annual Cost Estimates Per Participant

	Annual cost	Year dollars	Summary	
Program costs	\$2,855	2012	Present value of net program costs (in 2022 dollars)	(\$3,508)
Comparison costs	\$0	2012	Cost range (+ or -)	20%

The per-participant cost estimate is based on the average monthly cost of treatment in Washington applied to the average length of treatment in the included studies. We estimate the monthly cost of treatment using a per-youth cost of substance use treatment provided by Washington State Juvenile Rehabilitation, divided by the average length of treatment in Washington. We multiply this monthly cost by the weighted average length of treatment for the included studies (3.5 months).

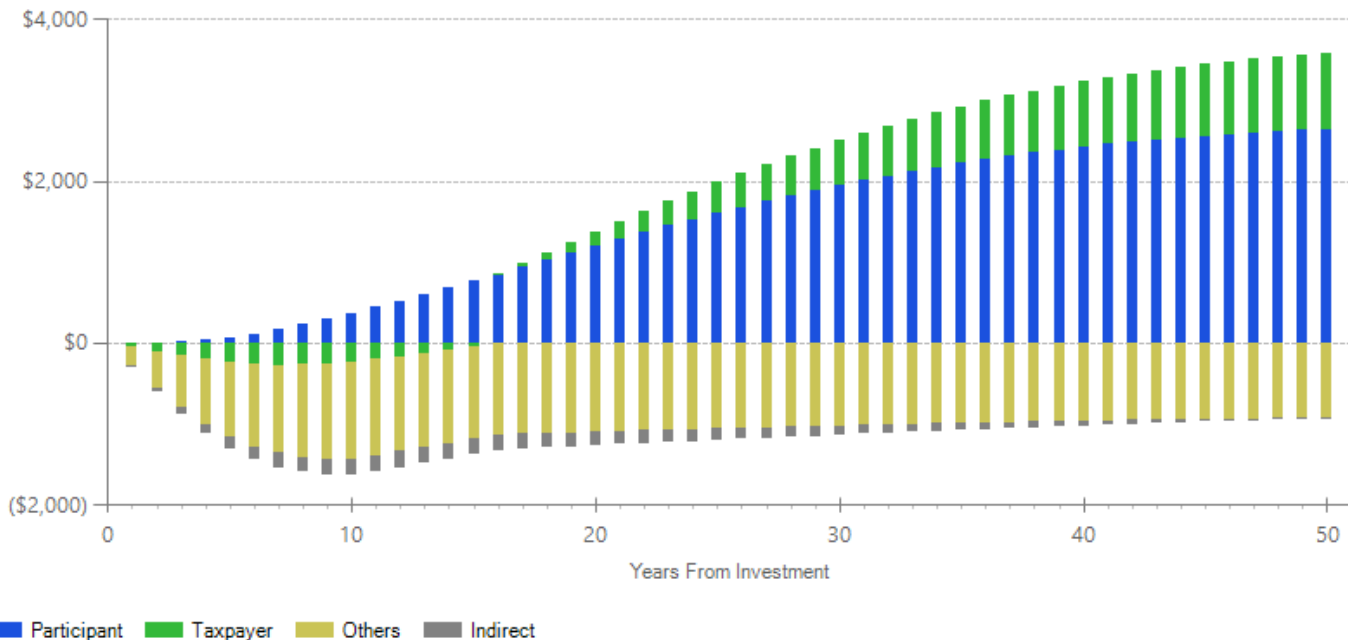
The figures shown are estimates of the costs to implement programs in Washington. The comparison group costs reflect either no treatment or treatment as usual, depending on how effect sizes were calculated in the meta-analysis. The cost range reported above reflects potential variation or uncertainty in the cost estimate; more detail can be found in our [Technical Documentation](#).

Benefits Minus Costs Over Time (Cumulative Discounted Dollars)



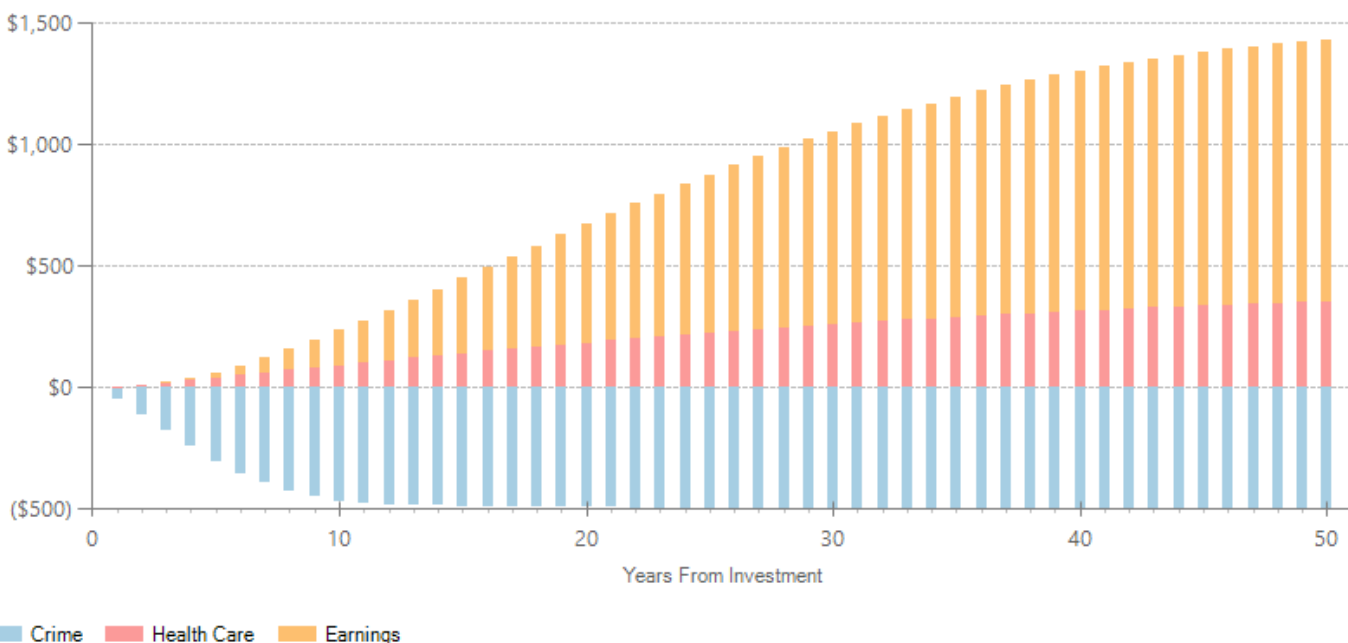
The graph above illustrates the estimated cumulative net benefits per-participant for the first fifty years beyond the initial investment in the program. We present these cash flows in discounted dollars. If the dollars are negative (bars below \$0 line), the cumulative benefits do not outweigh the cost of the program up to that point in time. The program breaks even when the dollars reach \$0. At this point, the total benefits to participants, taxpayers, and others, are equal to the cost of the program. If the dollars are above \$0, the benefits of the program exceed the initial investment.

Benefits by Perspective Over Time (Cumulative Discounted Dollars)



The graph above illustrates the breakdown of the estimated cumulative benefits (not including program costs) per-participant for the first fifty years beyond the initial investment in the program. These cash flows provide a breakdown of the classification of dollars over time into four perspectives: taxpayer, participant, others, and indirect. "Taxpayers" includes expected savings to government and expected increases in tax revenue. "Participants" includes expected increases in earnings and expenditures for items such as health care and college tuition. "Others" includes benefits to people other than taxpayers and participants. Depending on the program, it could include reductions in crime victimization, the economic benefits from a more educated workforce, and the benefits from employer-paid health insurance. "Indirect benefits" includes estimates of the changes in the value of a statistical life and changes in the deadweight costs of taxation. If a section of the bar is below the \$0 line, the program is creating a negative benefit, meaning a loss of value from that perspective.

Taxpayer Benefits by Source of Value Over Time (Cumulative Discounted Dollars)



The graph above focuses on the subset of estimated cumulative benefits that accrue to taxpayers. The cash flows are divided into the source of the value.

Citations Used in the Meta-Analysis

- Chassin, L., Knight, G., Vargas-Chanes, D., Losoya, S.H., & Naranjo, D. (2009). Substance use treatment outcomes in a sample of male serious juvenile offenders. *Journal of Substance Abuse Treatment, 36* (2), 183-194.
- Henderson, C.E., Wevodau, A.L., Henderson, S.E., Colbourn, S.L., Gharagozloo, L., North, L.W., & Lotts, V.A. (2016). An independent replication of the adolescent-community reinforcement approach with justice-involved youth. *The American Journal on Addictions, 25* (3), 233-240.

For further information, contact:
(360) 664-9800, institute@wsipp.wa.gov

Printed on 03-25-2024



Washington State Institute for Public Policy

The Washington State Legislature created the Washington State Institute for Public Policy in 1983. A Board of Directors—representing the legislature, the governor, and public universities—governs WSIPP and guides the development of all activities. WSIPP's mission is to carry out practical research, at legislative direction, on issues of importance to Washington State.